




Oneonta Block Company

Duke Concrete Products



Manufacturers & Distributors of High Quality Masonry Products

Standard &
Architectural
Concrete Block



6459 State Highway 23
Oneonta, NY 13820

607-432-6641
Fax 607-433-6284

www.oneontablock.com

50 Duke Industrial Park
Queensbury, NY 12804

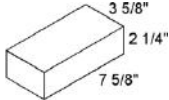
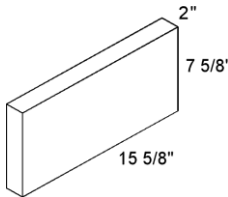
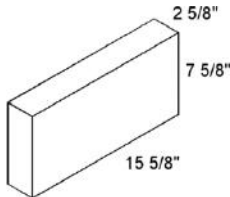
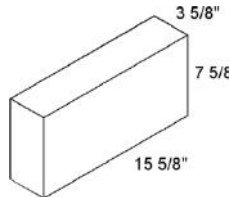
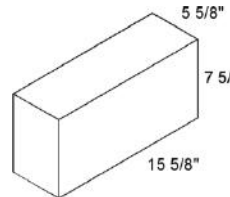
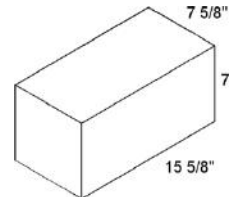
518-793-7743
Fax 518-793-0179

www.dukeconcrete.com

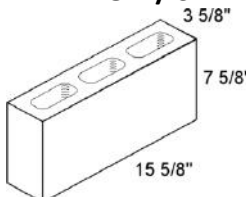
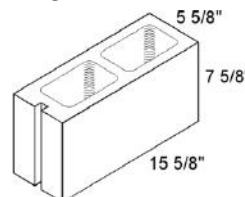
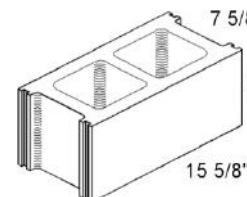
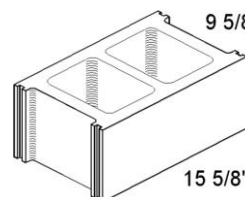
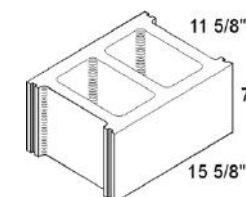


CONCRETE MASONRY UNITS (ASTM C-90)

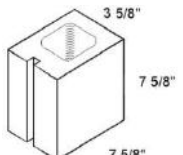
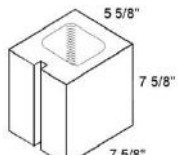
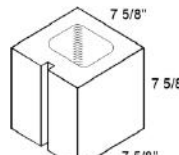
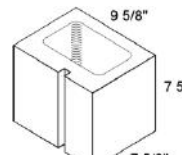
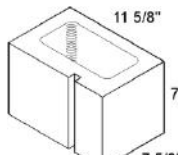
SOLID BLOCK | CAP BLOCK

 Brick 704-02 meets 704-13 for NYS DOT use 2" x 4" x 8" 248CBDOT Concrete Brick	 2816S 2" Solid	 3816S 3" Solid	 4816S 4" Solid	 6816SLW 6" Solid	 8816SLW 8" Solid	
OBC	800 / Pallet	288 / Pallet	162 / Pallet	144 / Pallet	75 / Pallet	60 / Pallet
DUKE	800 / Pallet	225 / Pallet	180 / Pallet	120 / Pallet	90 / Pallet	60 / Pallet

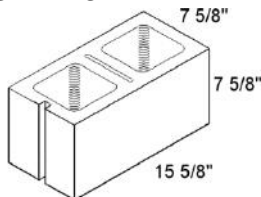
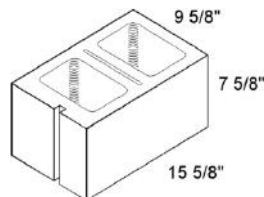
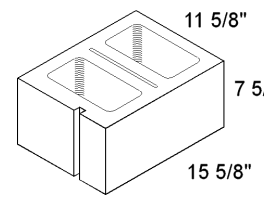
PARTITION / STRETCHERS

 4816, 4816LW 4" Partition	 6816, 6816LW 6" Partition	 8816, 88162LW 8" Stretcher	 108162, 108162LW 10" Stretcher	 128162, 128162LW 12" Stretcher	
OBC	144 RW / Pallet 120 LW / Pallet	144 RW / Pallet 96*** or 144 LW / Pallet	108 RW / Pallet * 72*** or 108 LW / Pallet*	81 / Pallet **	72 / Pallet **
DUKE	150 / Pallet	120 / Pallet	90 RW / Pallet * 105 LW / Pallet *	80 / Pallet	65 / Pallet

HALF SASH

 488, 488LW 4" Half Sash	 688, 688LW 6" Half Sash	 888, 888LW 8" Half Sash	 1088, 1088LW 10" Half Sash	 1288, 1288LW 12" Half Sash
OBC 240 / Pallet	240 RW / Pallet 192 LW / Pallet	180 / Pallet	150 / Pallet	120 / Pallet
DUKE	240 / Pallet	180 / Pallet	160 / Pallet	130 / Pallet

SASH CORNERS

 88162SC 8" Sash Corner	 10816SC 10" Sash Corner	 128162SC 12" Sash Corner
OBC	81 / Pallet	72 / Pallet
DUKE	90 / Pallet	65 / Pallet

RW – Regular Weight, LW – Lightweight

* A pallet of 8" Stretchers consists of 66% Stretcher Block and 33% Sash Corners (sash may be used in the wall as stretchers)

** A pallet of 10" Stretchers or 12" Stretchers consists of 50 % Stretchers and 50 % Sash Corners (OBC only)

Duke 10" & 12" Stretcher pallets contain no Sash Corners

*** 6" & 8" Lightweight Block pallets are available on full size pallets, or smaller contractor size pallets to fit through doorways. (OBC only)



Oneonta Block Company, Oneonta, NY

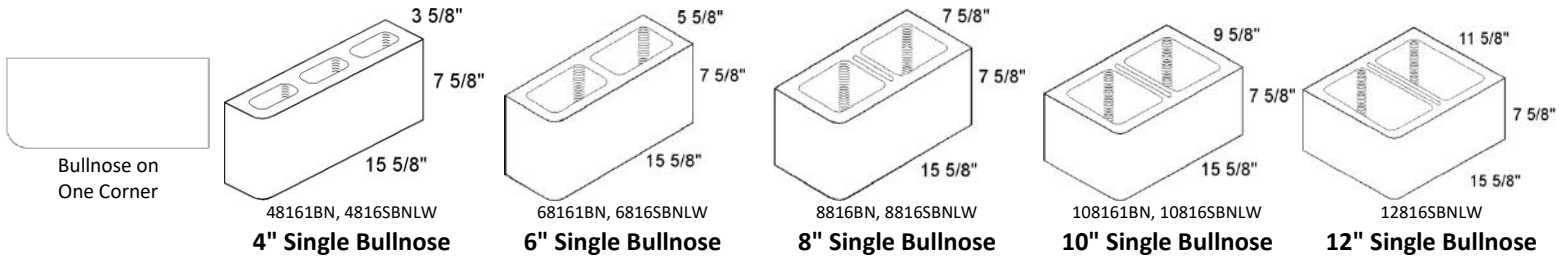
607-432-6641

Duke Concrete Products, Queensbury, NY

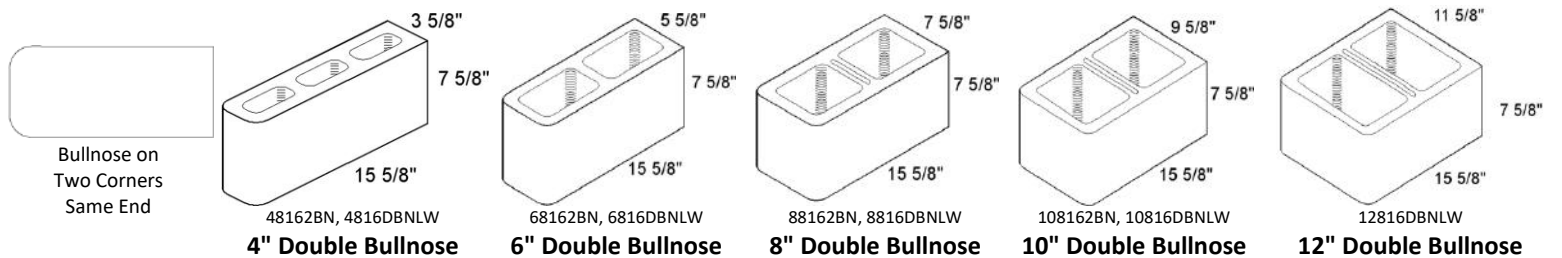
518-793-7743

CONCRETE MASONRY UNITS (ASTM C-90)

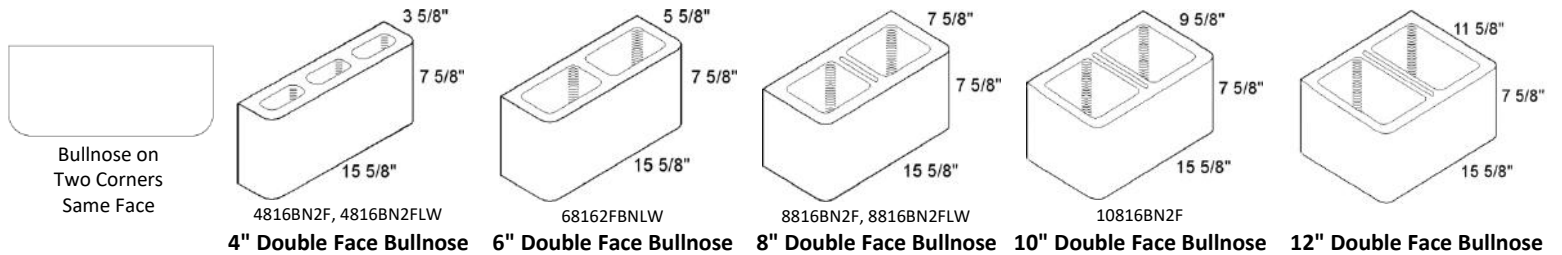
SINGLE BULLNOSE



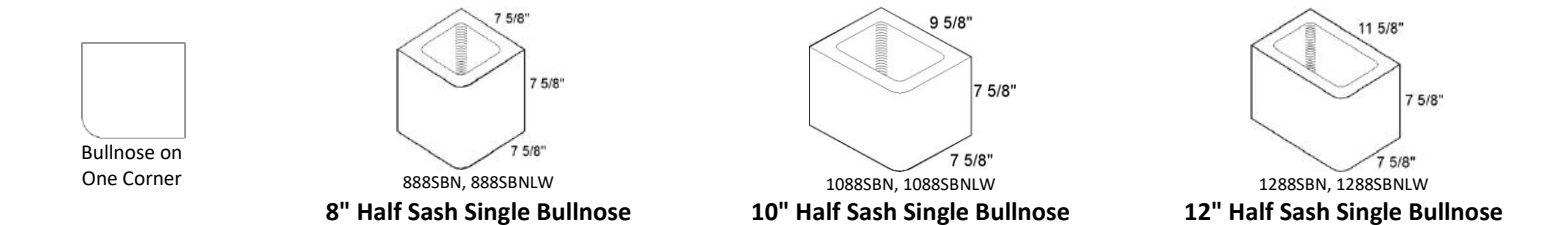
DOUBLE BULLNOSE



DOUBLE FACE BULLNOSE



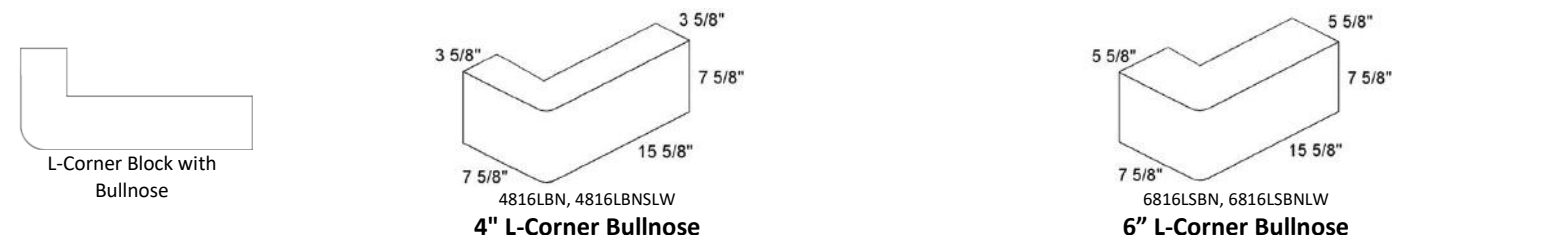
HALF SASH SINGLE BULLNOSE



HALF SASH DOUBLE BULLNOSE



SINGLE BULLNOSE L-CORNER

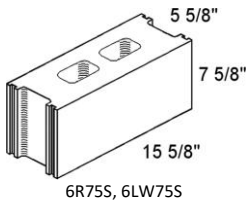


RW – Regular Weight, LW – Lightweight



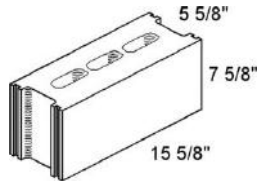
CONCRETE MASONRY UNITS (ASTM C-90)

75% SOLID BLOCK

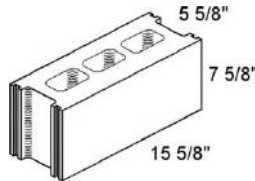


6R75S, 6LW75S

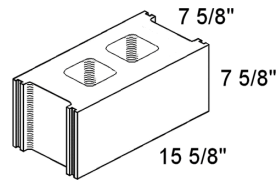
6" 75% Solid 2-Hole
Core = 1 1/4" x 5 1/2"



6" 75% Solid 3-Hole

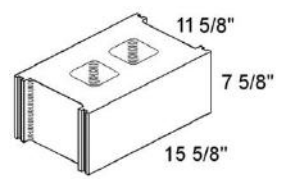


6" 65% Solid



8R75S, 8LW75S

8" 75% Solid
Core = 2 3/4" x 4 1/8"

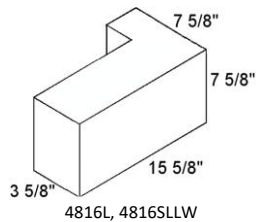


12R75S

12" 75% Solid

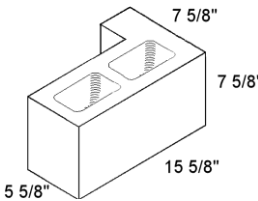
OBC	108 / Pallet		90 / Pallet	60 / Pallet
DUKE	120 / Pallet	120 / Pallet	120 / Pallet	75 RW / Pallet, 90 LW / Pallet

L-CORNER



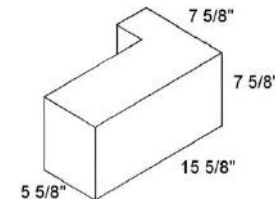
4816L, 4816SLLW

4" Solid L Corner



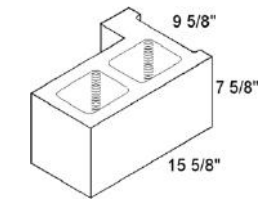
6816L, 6816LLW

6" L Corner



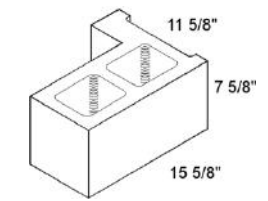
6SLLW

6" Solid L Corner



10816L, 10816LLW

10" L Corner

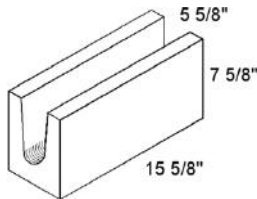


12816L, 12816LLW

12" L Corner

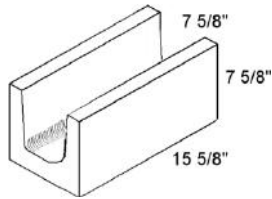
OBC	108 / Pallet	108 / Pallet	108 / Pallet	72 / Pallet	72 / Pallet
DUKE	96 / Pallet			60 / Pallet	60 / Pallet

SOLID BOTTOM BOND BEAM



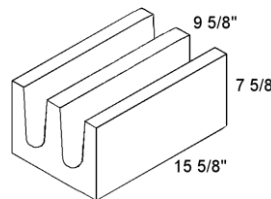
6816BB

6" Solid Bottom Bond Beam



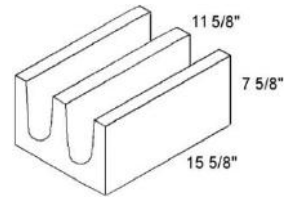
8816BB, Sidewalls are 1 1/2" thick

8" Solid Bottom Bond Beam



10816BB

10" Solid Bottom Bond Beam

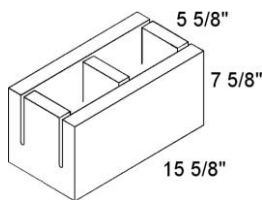


12816BB, Sidewalls are 2" thick

12" Solid Bottom Bond Beam

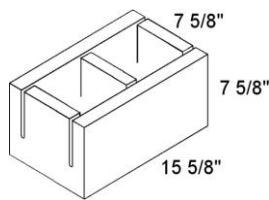
OBC	95 / pallet	90 / pallet	81 / pallet	72 / pallet
DUKE		95 RW / Pallet, 90 LW / Pallet	80 RW / Pallet, 78 LW / pallet	50 RW / pallet, 50 LW / Pallet

KNOCK OUT BOND BEAM



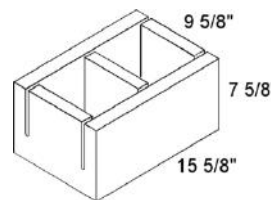
6KOB, 6KOBBLW

6" Knock Out Bond Beam



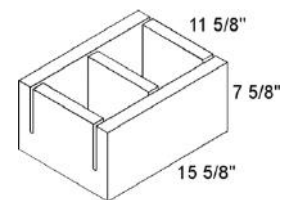
8KOB, 8KOBBLW

8" Knock Out Bond Beam



10KOB, 10KOBBLW

10" Knock Out Bond Beam



12KOB, 12KOBBLW

12" Knock Out Bond Beam

OBC	144 / pallet	90 / pallet	81 / pallet	72 / pallet
DUKE	120 / Pallet	90 / Pallet	78 / Pallet	60 / Pallet

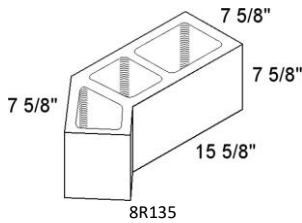
RW – Regular Weight, LW – Lightweight



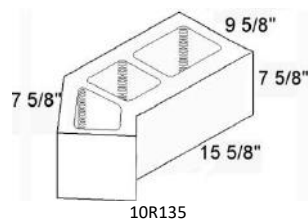
Oneonta Block Company, Oneonta, NY
Duke Concrete Products, Queensbury, NY

607-432-6641
518-793-7743

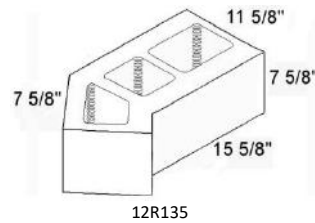
135° RETURN



8" 135° Return
50 / Pallet

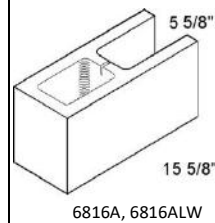


10" 135° Return
40 / Pallet

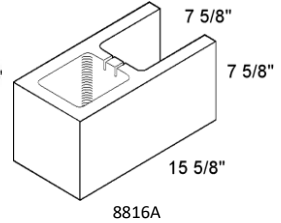


12" 135° Return
40 / Pallet

'A' BLOCK

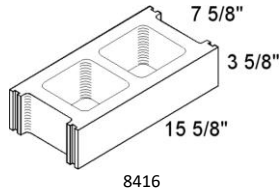


6" 'A' Block
80 / Pallet

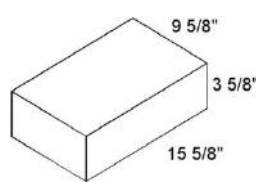


8" 'A' Block
108 / Pallet

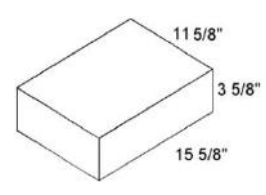
HALF HIGH



8" Half High
180 / Pallet



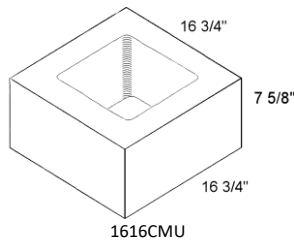
10" Half High Solid
104 / Pallet



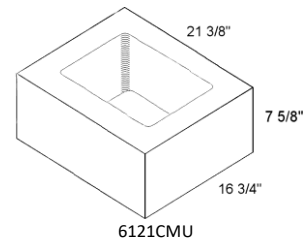
12" Half High Solid
80 / Pallet

CHIMNEY BLOCK

CAUTION Must Use Flue Liners in Chimney Block

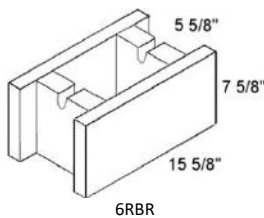


16" x 16" Chimney Block
Inside Dim. 9 1/4" x 9 1/4"
54 / Pallet

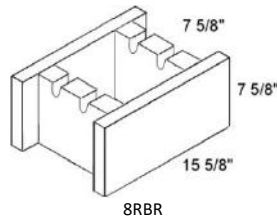


16" x 21" Chimney Block
Inside Dim. 9 1/4" x 13 5/8"
30 / Pallet

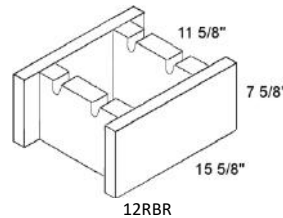
REBAR BLOCK



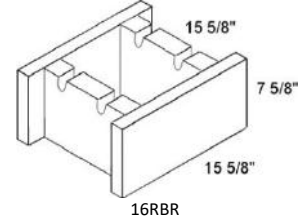
6" Rebar Block
144 / pallet



8" Rebar block
108 / Pallet



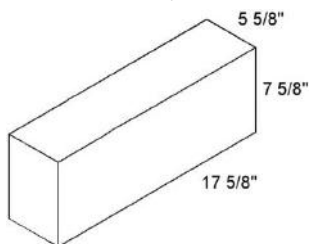
12" Rebar Block
60 / pallet



16" Rebar Block
54 / Pallet

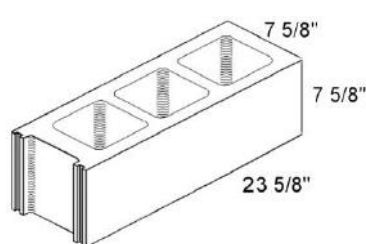
SLOPE BLOCK

NYS DOT 620.09, 704.04



6" X 8" X 18" Solid Block
63 / Pallet

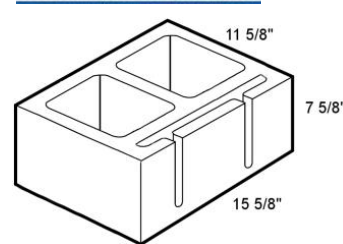
24" SASH / STRETCHER



8" x 8" x 24" Stretcher Block
72 / Pallet

SOUND BLOX

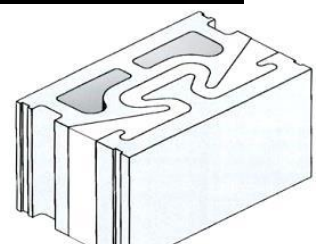
Proudfoot
SOUND CONTROL / SPECIALTY MASONRY PRODUCTS



12" Sound Blox w/ 4" RSC
72 / pallet

NRG INSULATED

NRG
Insulated Block



10" & 12" NRG Insulated block
Available in Smooth & Split Face



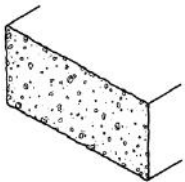
Oneonta Block Company, Oneonta, NY
Duke Concrete Products, Queensbury, NY

607-432-6641
518-793-7743

ARCHITECTURAL CONCRETE UNITS (ASTM C-145)

Heavy Weight

125 lbs / Cu. Ft. & over

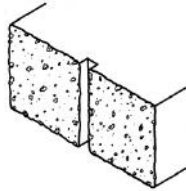


Split Face
00 SPF

Solid – 4", 6" 8"
Regular – 4", 6", 8", 10", 12"
Natural Gray / Colors

Regular Weight

105 – 125 lbs / Cu. Ft.

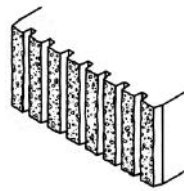


Split Face
Vertical Scored
01 SPF

4", 6", 8", 10", 12"
Natural Gray / Colors

Lightweight

95 – 105 lbs / Cu. Ft.

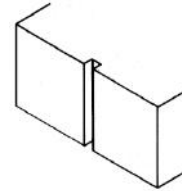


Split Face
Vertical Scored
08 SPF

4", 6", 8", 10", 12"
Natural Gray / Colors

Ultra Lightweight

95 lbs / Cu. Ft. & under



Smooth Face
Vertical Scored
01 SCV


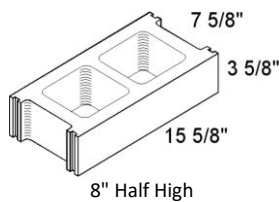
4", 6", 8", 10", 12"
Natural Gray / Colors

DUKEBRIK



Concrete Block designed to replicate the look of structural, fired clay brick.


Available in Stretchers and Corners



Spartan Blend



Weathered Ore



Storm Cloud



CARBONCURE™
SIMPLY BETTER CONCRETE

Oneonta Block Company installed Carbon Cure's technology in 2015.

CarbonCure's technology is an affordable retrofit to existing concrete plants that allows producers to recycle waste carbon dioxide (CO₂) during production to make more environmentally friendly concrete

Recycling waste carbon dioxide to make greener masonry

"Upcycling" means collection carbon dioxide (CO₂) from industrial emitters and injecting it into masonry products during manufacturing to make better products. The result is that the CO₂ is permanently embedded within the concrete masonry thereby becoming "mineralized" within the concrete. The technology is designed for masonry producers who are seeking opportunities to differentiate their products and to appeal to the growing green building market.

All lightweight and regular weight block manufactured by
Oneonta Block Company and Duke Concrete Products are **high strength**.

COLOR - Colors are available on a special order basis

As masonry items are made from natural materials, variations in color shades are to be expected. Physical color samples are highly recommended for final color selection.

NYS DOT approved Retaining Wall in Stock



We also offer:



Cement Silos

3,000 Lb. Bulk Cement Bags

Delivered to your jobsite and picked up at the end of the job



Masonry Reinforcement
Anchors
Expansion Joints
Vapor Barriers

Flashing
Control Joints
Roof Underlayment
Weeps



Mortar
Premix
Lime

Mortar Color
Coatings
Portland

Repair Products
Silica Sand & Black Beauty
Grout



New Masonry Detergent
Cleaners
Sealers
Adhesives



Sewer & Drain pipe and fittings
Highway Culvert
Surface Drainage

Schedule 40 pipe and fittings
Leach Chambers



WATSON TOWN BRICK
C O M P A N Y



Precast Items



Distribution Box



Drywell



Catch Basin



Septic Tank



Parking Bumpers

Utility Pads

Our Delivery Fleet:



Boom Trucks



Flat Bed



Tag-A-Long Forklifts



Tractor Trailers



Boom with Pup Trailer



Oneonta, NY



Port Crane, NY



ONEONTA BLOCK COMPANY

6459 State Highway 23
Oneonta, NY 13820

607-432-6641
Fax 607-433-6284

www.oneontablock.com

DUKE CONCRETE PRODUCTS

50 Duke Industrial Park
Queensbury, NY 12804

518-793-7743
Fax 518-793-0179

www.dukeconcrete.com